


# Early Reading Workshop

Statistics show that one in five children in England cannot read well by the age of 11.

Children are less able to excel in their learning if they do not develop sufficient reading skills by the middle of primary school.



*Early Reading Workshop  
Mrs Neter  
Assistant Headteacher  
English Lead*


# Read Write Inc

- We follow the Read Write Inc scheme
- Read Write Inc was developed by Ruth Miskin who was a Headteacher at a London school.
- Her mission is to **teach every child to read and to keep them reading. No exceptions.**
- The teaching of Phonics is delivered daily across Reception to Year 2. We believe with the right support, every child can learn to read.



# What is Phonics?

- Phonics is teaching the phonemes (sounds) that make up words.
- Once children begin learning sounds, they use this knowledge to read and spell words.
- 'm a t'



Speed Sounds Set 1

m m	a a	s s	d d	t t
i i	n n	p p	g g	o o
c c	k k	u u	b b	f f
e e	l l	h h	sh sh	r r
j j	v v	y y	w w	th th
z z	ch ch	qu qu	x x	ng nk

# Reading in Reception

## Literacy

- Read individual letters by saying the sounds for them.
- Blend sounds into words, so that they can read short words made up of known letter-sound correspondences.
- Read some letter groups that each represent one sound and say sounds for them.
- Read a few common exception words matched to the school's phonic programme.
- Read simple phrases and sentences made up of words with known letter-sound correspondences and, where necessary, a few exception words.
- Re-read these books to build up their confidence in word reading, their fluency and their understanding and enjoyment.
- Form lower-case and capital letters correctly.
- Spell words by identifying the sounds and then writing the sound with letter/s.
- Write short sentences with words with known letter-sound correspondences using a capital letter and full stop.
- Re-read what they have written to check that it makes sense.

m a t

I	are	big	it	he
go	the	she	at	am
come	of	and	play	all
went	we	they	no	is
up	this	my	yes	cat
you	dog	see	for	get
day	me	on	a	said
was	like	away	dad	to
look	going	mum	can	in

Tom **is a** sad cat.































# Reading in Reception

## Early Learning Goals

### Word Reading

- Say a sound for each letter in the alphabet and at least 10 digraphs.
- Read words consistent with their phonic knowledge by sound-blending.
- Read aloud simple sentences and books that are consistent with their phonic knowledge, including some common exception words.


















Speed Sounds Set 1

m 	a 	s 	d 	t 
i 	n 	p 	g 	o 
c 	k 	u 	b 	f 
e 	l 	h 	sh 	r 
j 	v 	y 	w 	th 
z 	ch 	qu 	x 	ng 

Speed Sounds Set 2

ay  may I play?	ee  what can you see?	igh  fly high	ow  blow the snow	oo  poo at the zoo
oo  look at a book	ar  start the car	or  shut the door	air  that's not fair	ir  whirl and twirl
			ou  shout it out	oy  toy for a boy

Speed Sounds Set 3

ea  cup of tea	oi  spoil the boy			
a-e  make a cake	i-e  nice smile	o-e  phone home	u-e  huge brute	aw  yawn at dawn
are  care and share	ur  nurse with a purse	er  a better letter	ow  brown cow	ai  snail in the rain
oa  goat in a boat	ew  chew the stew	ire  fire, fire!	ear  hear with your ear	ure  sure it's pure

The bus is red.

# How I can help my child

Practice the Set 1 sounds


Speed Sounds Set 1

m m	a a	s s	d d	t t
i i	n n	p p	g g	o o
c c	k k	u u	b b	f f
e e	l l	h h	sh sh	r r
j j	v v	y y	w w	th th
z z	ch ch	qu qu	x x	ng nk

Remember to model this  
with pure sounds

'm' not 'muh'  
's' not 'suh'

Model reading the words to your  
child by first sounding out the words  
and encouraging your child to repeat  
this



# How I can help my child

---

- Teachers will introduce your child to a toy frog called Fred.
- Fred can **only** speak in sounds and your child helps him to put these sounds together and read words. For example, Fred will say the sounds **c-a-t**, and children will say the word **cat**.
- **At home, make up a word with two or three cards and practice Fred talking and blending the words.**
- Have fun with Fred Talk at home! “Time for **b-e-d!**”

c a t



# How I can help my child

---

<https://letters-and-sounds.com/> - Fun and engaging website with interactive Phonics games

<https://www.oxfordowl.co.uk/> - Register for free e-books (including Read Write Inc books)

# Thank You!

